

INTERNATIONAL STUDENT HANDBOOK



WHERE THE
WORLD COMES
TO LEARN

www.acharya.ac.in



CHAIRMAN'S MESSAGE

Dear Student,

I welcome you to Acharya, home to an intellectual community with a distinctive history, built on the ideals of open discourse, rigorous inquiry and analysis, and a diversity of perspectives. We're committed to making student life an international experience for everyone – whether you're from India or abroad.

As a diverse group, we steward a strong, purposeful and compassionate institute that educates and inspires individuals to make a real difference in their communities, and the world.

Acharya is, at its heart, about relationships, and our faculty is actively engaged in the life of the institute. We believe our students are extraordinary, and we delight in getting to know them, encouraging and helping them connect with mentors, or talking to them about their goals and challenges.

We strive to continuously build on our strengths in order to meet the ever-changing needs of our students and the long-term goals of the institution. Every decision we make is based on advancing our mission and remaining consistent with its core values.

The availability of student loan has definitely relieved financial stress on parents

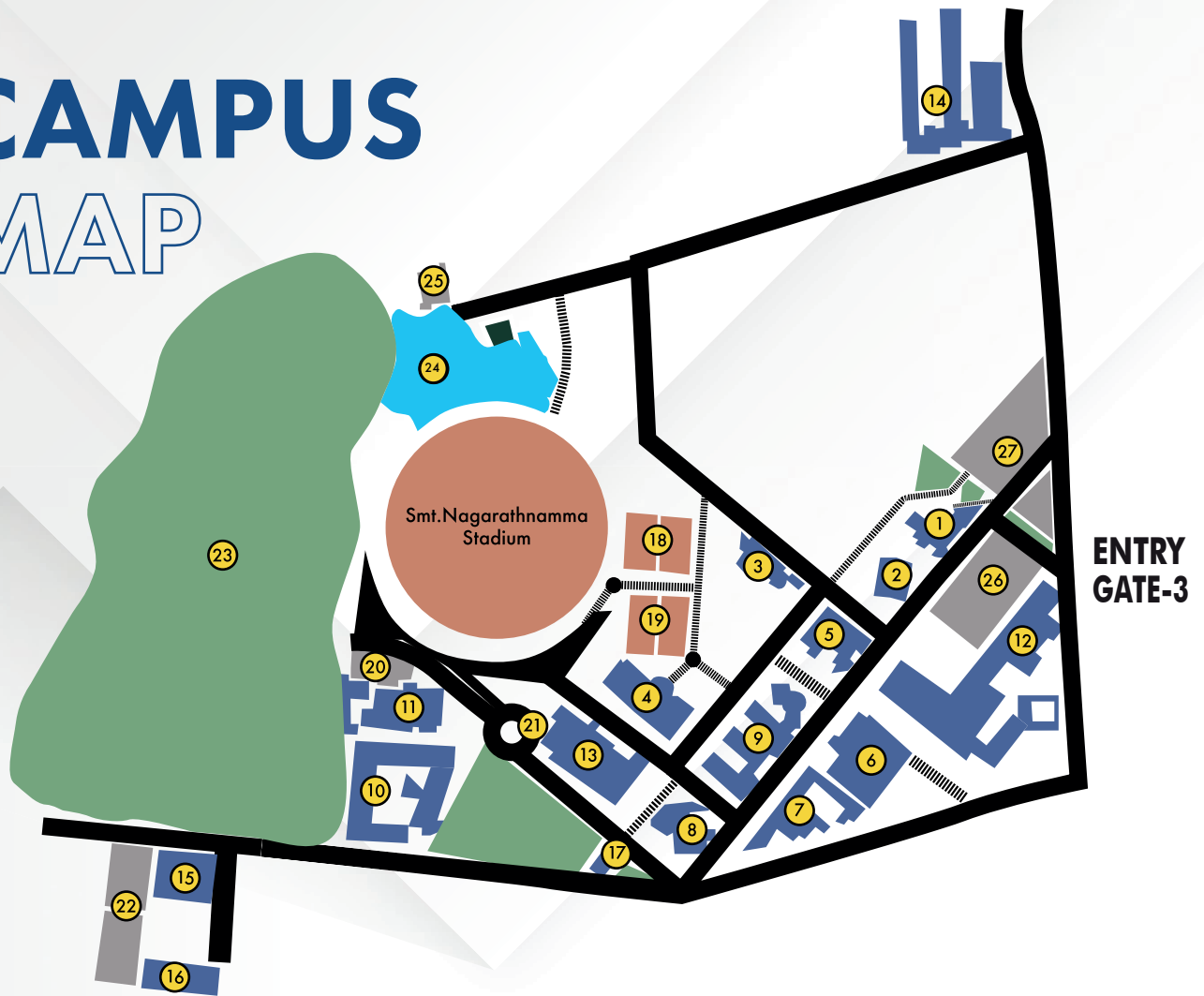
On behalf of the Board of Trustees, the institute faculty and staff, I take great pleasure in welcoming you to be a part of the Acharya family. Please exploit the opportunities we provide to develop a skill set of capabilities that will set you apart as an individual who is actively involved in the advancement of the community and the world.

B. PREMNATH REDDY

Founder Chairman - Acharya




CAMPUS MAP



- | | |
|--------------------------------|-------------------------------|
| 1. Administration | 15. Nursing |
| 2. Auditorium | 16. Nursing |
| 3. Students Affairs/Admissions | 17. Maintenance |
| 4. Central Library | 18. Basket Ball Court |
| 5. CS & IS | 19. Tennis Court |
| 6. AIGS | 20. Cafeteria |
| 7. ASD | 21. View Tube |
| 8. Architecture | 22. Boys & Girls Hostel |
| 9. ME, AI&ML, AE | 23. Green Forest |
| 10. Allied Health Sciences | 24. Rain Water Harvested Lake |
| 11. Pharmacy | 25. Water Treatment Plant |
| 12. Polytechnic, BT, CV | 26. Two Wheeler Parking |
| 13. EC, EE, MT & MBA | 27. Car Parking |
| 14. Physiotherapy | |

BY ROAD



Scan QR code for
Google map location

COLLEGE CONTACT DETAILS
74066 44449

www.acharya.ac.in



Welcome to Acharya!

We are thrilled to have you join our prestigious institution as you embark on an exciting journey of academic and personal growth. This student handbook has been carefully crafted to provide you with essential information and resources that will help you navigate your early days at Acharya with confidence and ease.

In this handbook, you will find valuable insights into the various departments and programs offered at our institution, allowing you to familiarize yourself with the diverse range of opportunities available to you. Additionally, we have outlined our vision, mission, and goals, emphasizing our commitment to providing a transformative educational experience.

At Acharya, we believe in holistic development, and our guide highlights the importance of vital aspects such as communication skills, time management, motivation, and maintaining good health and hygiene. We encourage you to make the most of the opportunities provided through our NCC and NSS programs, fostering leadership skills, community engagement, and a spirit of service.

To help you seamlessly transition into campus life, we have included information on sports facilities, the Institute-Industry interaction, and the significance of interaction with our esteemed alumni. Our focus on yoga and time management will empower you to maintain a healthy work-life balance, ensuring your overall well-being.

Please pay special attention to the Induction Programme, as it plays a pivotal role in your success during the three-year program. The induction will provide you with valuable insights, resources, and guidance to make the most of your time at Acharya.

To further assist you, a proctor will be assigned to you in the opening week of classes. Your proctor will be your point of contact for any queries, guidance, and support throughout your academic journey.

As you read through this handbook, you will also find important information about the opening of our hostel facilities and campus, along with the necessary precautions and protocols to ensure a safe and secure environment for all.

Lastly, we have provided contact details for emergency and helpline offices, enabling you to reach out for immediate assistance whenever needed.

We are committed to your success, and we look forward to witnessing your growth, accomplishments, and contributions during your time at Acharya. This guide is a valuable resource that will help you navigate your way through your educational journey with confidence and ease.

Once again, we extend our warmest welcome to Acharya, and we wish you a fulfilling and successful academic experience!





ACHARYA STUDENT ERP

Acharya Unique Identification (AUID) is your User Name
Password : 123456
Credentials to the Student ERP.

You can use this platform to stay up to date with the Timetable, attendance Report, Assessment Reports and even Pay your Fees anytime anywhere.

The Portal is your single window access to your growth at Acharya and as such, every parent is given access to the same.

In case of technical difficulty with the portal before the joining date, student can call:

ERP Helpline : 63648 83311 (Whatsapp Only)

For assistance. After Class Commencement, the student may reach out to their proctor for assistance regarding the same by accessing their Acharya Email and Acharya ERP.

ACHARYA STUDENT ERP APP

Students may also download the Application for their Android or iPhones from the respective stores by scanning the QR Code Below.



ACHARYA LIVE

The portal also hosts lesson notes, recorded session from teachers. This enables the student to login & access related information.

Acharya Live is the LMS platform on which online classes are to be conducted for the students. This inhouse developed application has been tailormade to meet your academic needs.

PROVISIONAL ADMISSION CERTIFICATE

Date : 23-06-2023

Congratulations Mr.Atharva Shendge !!

This is to certify that your Provisional Admission is complete, please find the details below:

Course	BE
Specialisation	AERONAUTICAL ENGG
Academic Year	2023-2024


Your Acharya Unique Identification(AUID) is **AIT23BEAE026** Kindly quote the AUID in all your communication and transaction with the college.

Acharya ERP Web Login Process

STEP : 1 Visit www.acharya.ac.in & select <student login>

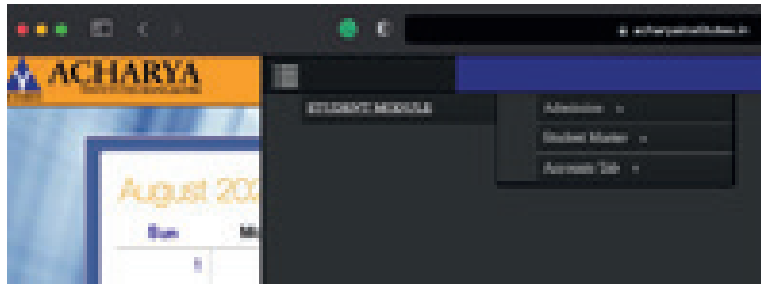



STEP : 2 The Credentials of the Student Portal: Acharya Unique Identification (AUID) is your User Name & Password : 123456



STEP : 3

Student will now be able to access their Payment Invoice and the button to Initiate payment.

**STEP : 4****STEP : 5**

Student will now be able to access their Payment Invoice and the button to Initiate payment.

Pay Payable			
Year / Sem	Amount	TRM	
1	20000	0790	
Total	20000		

STEP : 6

Upon reaching the Payment Gateway, you may choose the mode of payment and initiate Payment

Acharya ERP Mobile App Login Process

STEP : 1

Visit Playstore in Andriod & Search <Acharya ERP>



Visit Appstore in IOS & Search <Acharya ERP>



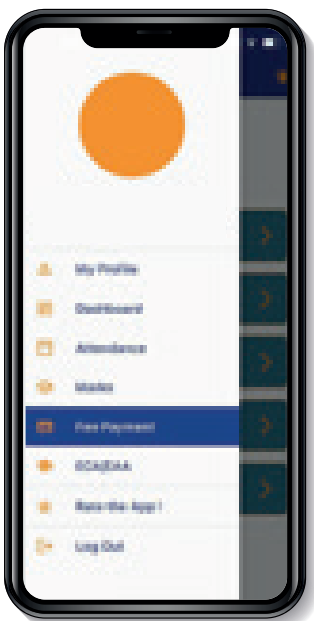
STEP : 2

The Credentials of the Student Portal: Acharya Unique Identification (AUD) is your User Name & Password : 123456

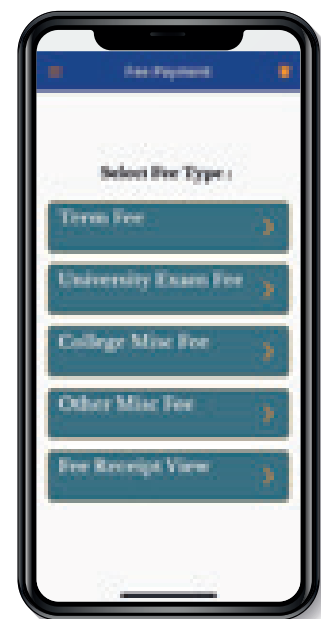


STEP : 3

Student will now be able to access their Payment Invoice and the button to Initiate payment.

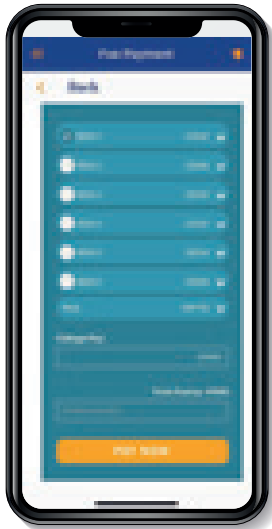


STEP : 4

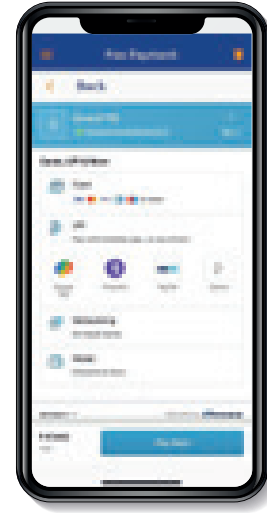


STEP : 5

Student will now be able to access their Payment Invoice and the button to Initiate payment.

**STEP : 6**

Upon reaching the Payment Gateway, you may choose the mode of payment and initiate Payment



FEE PAYMENT

FEE PAYMENT INFORMATION

The fee as per the details mentioned in "Important Dates" Students are to pay.

OPTIONS FOR FEE PAYMENT

- > Visit : <https://acharyainstitutes.in/>
 - > Students
 - > Accounts
 - > Payfee

1. FEE PAYMENT PROCEDURE

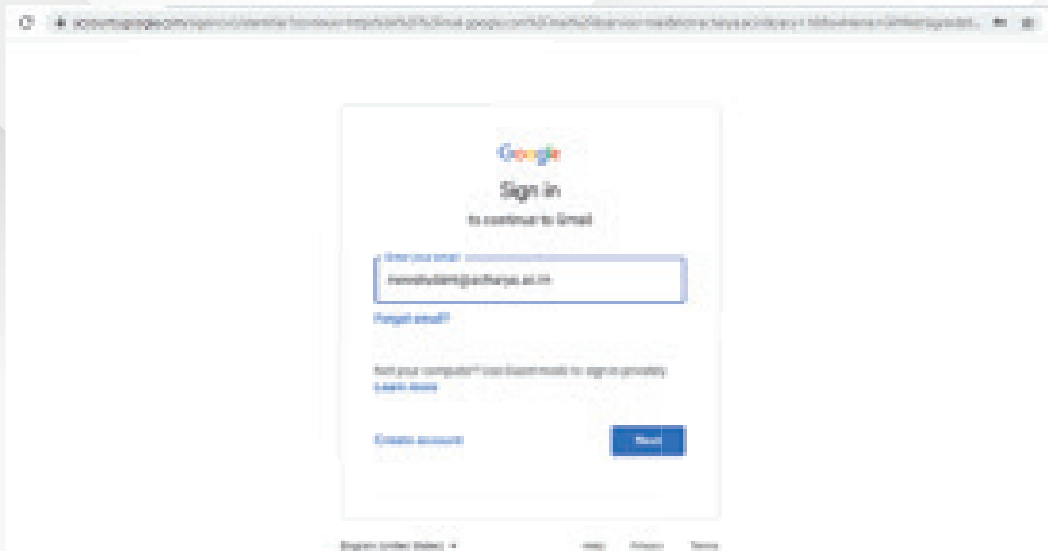
- Students can log in to their Acharya Student ERP Account where details of their fees will be made available under the Accounts Module. Student Module> Accounts> Pay Fee
- Student will now be able to access their Payment details and Initiate payment.
- Upon reaching the Payment Gateway, you may choose the mode of payment and initiate Payment.
- Once the payment is Successful, a receipt will be sent to you on your Acharya Email ID.
- Failing to make the payment - on - time will attract penalty.

The Payment Option can be found under:

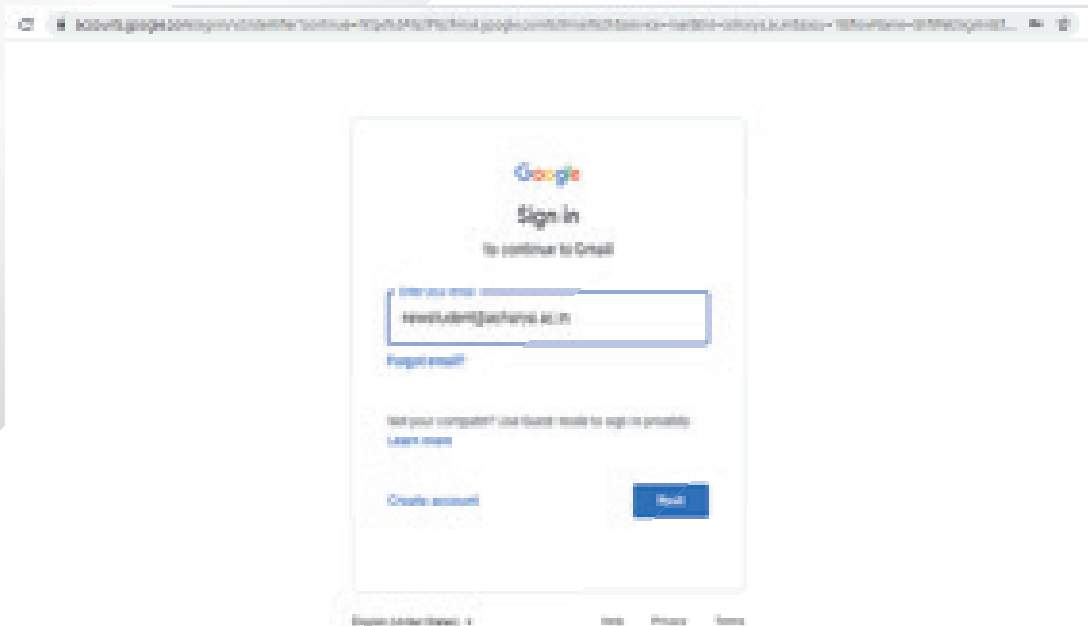
Student Module>>Accounts Tab>> Pay Fee

SETTING UP YOUR EMAIL ACCOUNT

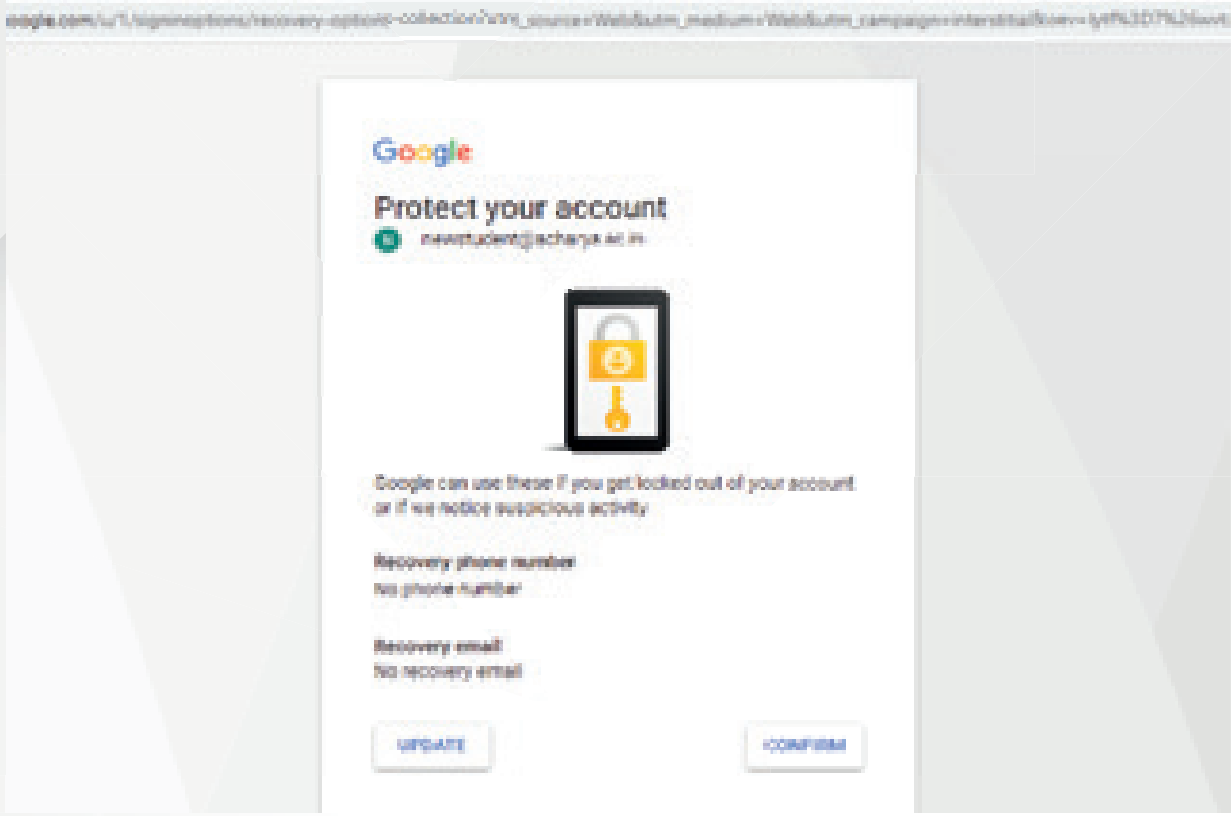
Open your browser (chrome / mozilla / safari)
Go to <http://m.acharya.ac.in>
(1st Login should always be on a Desktop / Laptop)



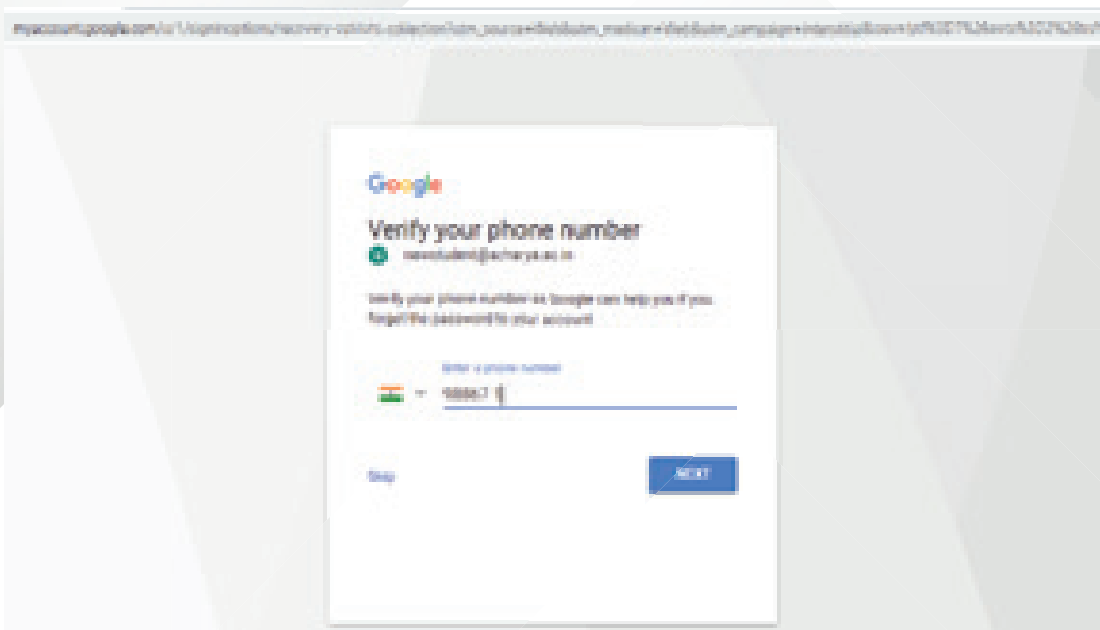
Enter your email-id as mentioned in your provisional admission letter
(enter in full: newstudent@acharya.ac.in)
Click on Next



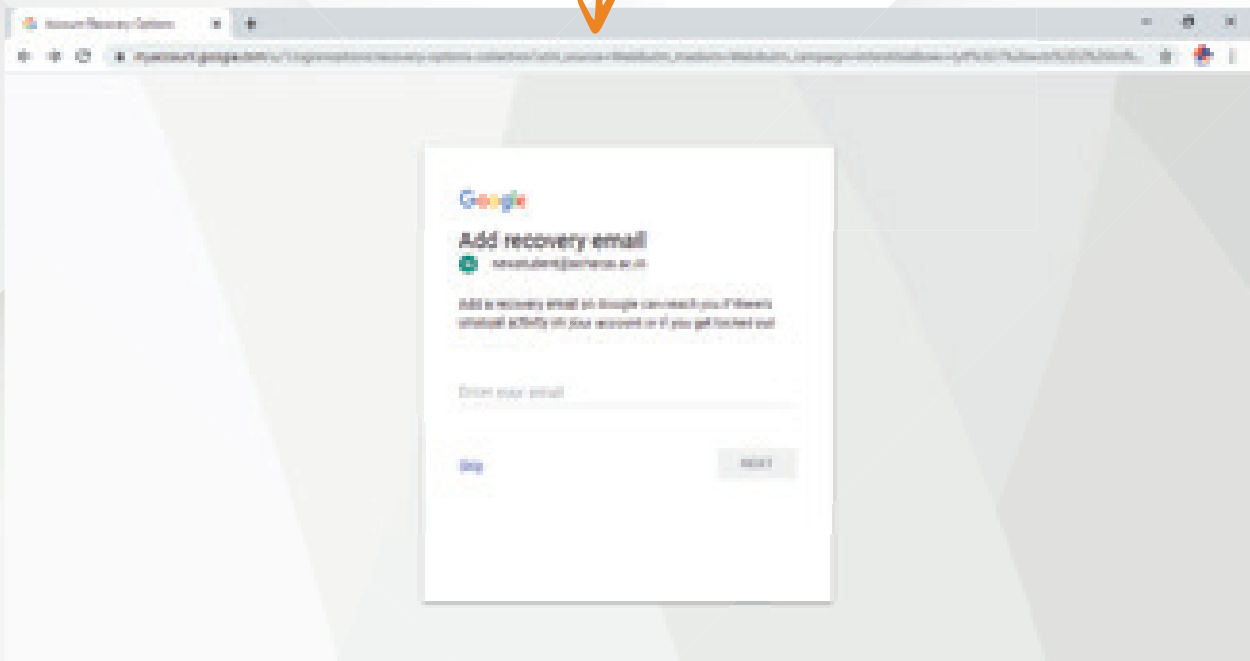
You need to enter your mobile phone number & a secondary email. This will be useful when you have forgotten your password & want to reset.



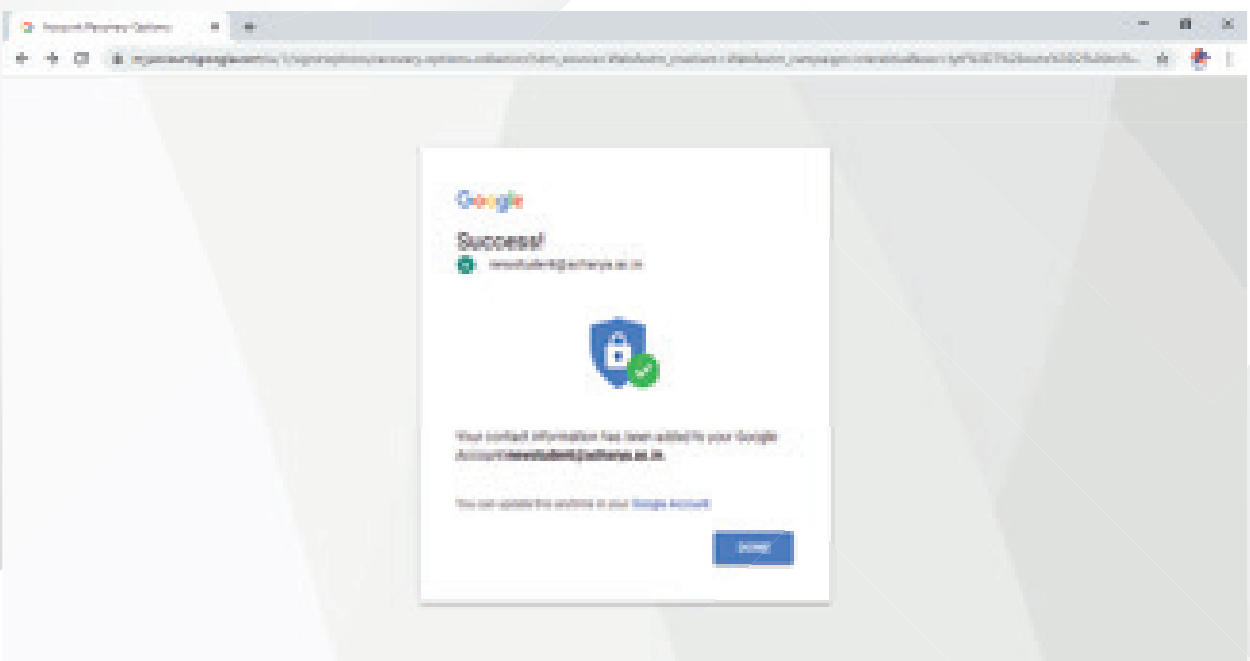
You'll receive a OTP on the mobile number. Enter the OTP and complete phone registration



Next step is the recovery email.
You have to enter your personal email-id here.

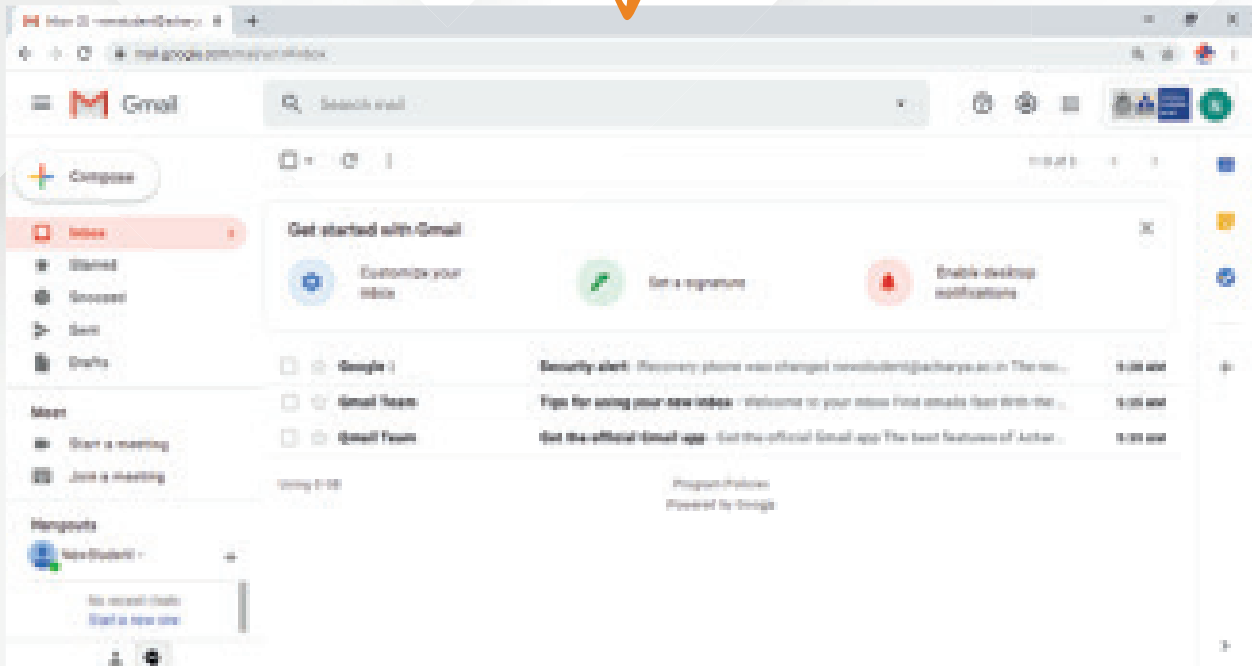


You have successfully setup your
Acharya email services



This is the typical inbox & same as a gmail service. Observe the Acharya Institutions on the right hand side.

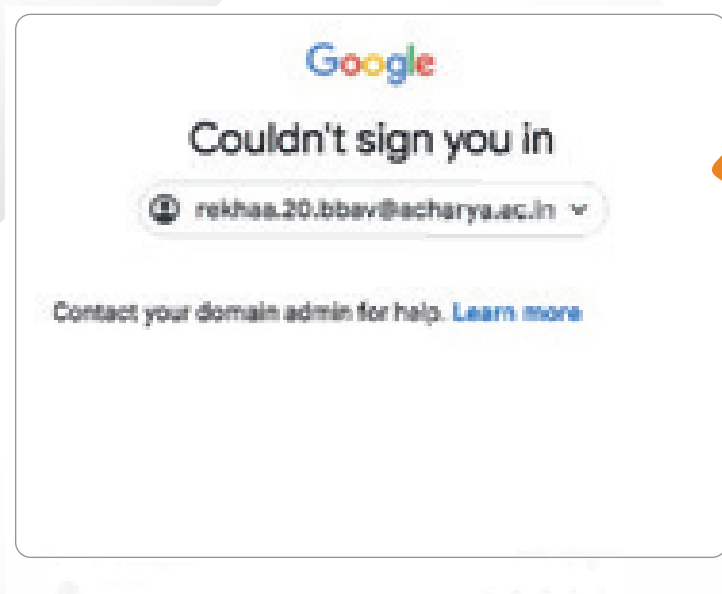
Your Acharya Email is important as this is the only source of communication between the Institution and you.



Login Errors:

You'll get this screen if you attempt to configure the email-id before Setting it up on a browser / desktop

Speak to your proctor for help in resolving this



After your 1st login on a browser (PC / Laptop), you can configure in your android devices:

I need to add my G Suite account to my Android

Instructions will vary slightly depending on which phone or tablet you own.

1. Tap **Settings** > **Accounts** > **Add account**.
2. Choose **Google** as your account type.
3. Enter your Google email address and click **Next**.
 - If you're adding your G Suite email, enter your full email address, including @yourdomain.com.
4. Enter your password and click **Next**.
 - If you use **two-step verification**, you'll be prompted with another verification step.
5. Accept the terms of service and privacy policy.
 - You can review all of our terms by clicking them.
6. Your account will now start syncing.
 - At this point, you can open apps like Gmail, Calendar, or Drive and see your data on your phone.

Recap:

Open any browser (chrome / mozilla / safari)

Go to <http://m.acharya.ac.in>

Login with your student email-id (mentioned in your provisional admissions letter)

Follow on screen instructions

1st time – always use a PC / Desktop (avoid mobile)

Both <http://m.acharya.ac.in> and <http://gmail.com> can be used to login



TO AVOID A RETURN JOURNEY, CARRY THE FOLLOWING DOCUMENTS

- All Original Marks Card/Certificate
(School (10th / Ordinary Level & 12th / Advanced Level and Bachelors degree)
 - A Duty attested English Translations is needed if your marks card/ Certificates are not in English.
 - School leaving certificate
 - 15 colour passport size photographs, with recent date to be mentioned.
Size of photo: 2x2 inch, 35x45mm or 35x35mm (5x5cm, 3.5x4.5cm, 3.5x3.5cm)
 - Birth Certificate copy
 - Passport copy (1st and last page)
 - Visa copy (along with immigration stamped date page)
 - Student Character / Conduct Certificate
 - Letter of Sponsorship (for Sponsored Students)
 - Bank Statement / Financial Guarantee
 - Travel Insurance (from the country of Origin)
- Note: All Documents to be Carried in Originals & 3Set of Xerox





AIRPORT PICKUP

Airport pickup assistance is provided to the students on their first visit to the campus. To avail this Service the following details are to be emailed to international@acharya.ac.in, minimum one week prior to Departure from your home town.

Name of the student:

Country of Origin

Course Joined

Date of arrival at Bengaluru Airport

Flight Name

Flight Number

ETA in Bengaluru

- Email the itinerary copy to international@acharya.ac.in
- Our representative will be at the airport with the Acharya placard.

For any assistance at airport contact +91 97317 79233

Note

- Pick up facility will not be available if the request is not received one week prior to departure from your home town
- Students to report one day before class start date



HOSTELS

All students who have pre-booked the hostel shall be accommodated in their assigned rooms on arrival. Students who have not pre-booked the hostel will be accommodated in the guest room. As the guest rooms are limited, this facility cannot be availed for more than 48hrs (2 nights) during which either they can choose to stay in the hostel by paying the prescribed fee or shift to private accommodation.

REPORTING TO COLLEGE

Student has to report to the International Admissions Office on the second day of arrival in India along with all the documents to complete the joining formalities. Hostel Warden will guide you to the international students office as per the reporting slot allotted to you.

FRRO (FOREIGNER REGIONAL REGISTRATION OFFICE)

Foreign National Passport holders (Except Bhutan & Nepal) have to register with FRRO within 14 days of arrival in India to get the Residential Permit. For details click on

<http://www.boi.gov.in>. The International student support officer shall will assist in FRRO appointment and registration. Students who wish to stay in private accommodation have to enter into a legal agreement with the landlord and the same has to be submitted to the international officer with in a week of your arrival. Submit the rental agreement by 5th day of arrival. Students who have not submitted the required documents within the stipulated time cannot be register with the FFRO within 14 days . Any fine or additional fee for the delay has to be paid by the students.

Bengaluru

ABOUT BENGALURU

Bengaluru is the capital of the Indian province state of Karnataka. A bustling IT hub, this vibrant city is known also as the Silicon Valley of India. Located on the Deccan Plateau in the south -eastern part of Karnataka.

HISTORY

The term 'Bengaluru' is an anglicized version of "Bengalooru," a Kannada term, derived from the phrase 'bend a kaalu ooru', meaning 'the town of boiled beans'. This name was give by King Veera Bhalla (the 2nd) of the Hoysala dynasty, in 1120. Kempe Gowda laid the foundation of the city. Kannada is the language spoken in Bengaluru and Karnataka. Kannada Rajyotsava is widely celebrated on 1 November and is a public holiday in the city, to mark the formation of Karnataka state on 1 November 1956. Bengaluru balances the old and the new in an incredibly good manner. As multinational's aim for the sky with spiraling workplaces all around Bengaluru, Some of the most beautiful gardens in the country & a monumental palace, which was once the summer retreat of the great warrior Tipu Sultan, adorn the city and add to the cultural heritage. Bengaluru is also famous for its youthful vibe & pub culture. From interesting historical structures to the most modernistic lifestyle, Bengaluru is fascinating, to say the least. Bengaluru has domestic and International airport that connects most of the major cities of the country and the world

CLIMATE

Bengaluru located at an altitude of 920m (3021 ft) from the sea level, Bengaluru has a moderate and pleasant climate throughout the year. During summer the temperature reach a maximum of 34° C and winters with 15° C. Bengaluru enjoys both southwest and northeast monsoons.



LANDMARK: PLACES TO SEE IN BENGALURU

Bengaluru Palace- A scenic palace which bears striking resemblance to England's Windsor Castle, Bengaluru Palace is a scenic tourist hotspot with a majestic castle-like structure set amidst lush green environs.

Lal Bagh - Lal Bagh is the most famous tourist attraction in Bengaluru and is spread out over 240 acres. The botanical garden was built in the 18th century during the reign of Hyder Ali and his son Tipu Sultan. This enchanting garden has preserved some of the rarest species of flora and fauna and also houses a lake and a glasshouse Vidhan Soudha - This is one of the most important structures in Bengaluru. The 46-metre tall imposing building comprises 300 rooms, each of which reflects the impressive Dravidian style of architecture. Housing 22 departments of the Government of Karnataka, Vidhan Soudha also happens to be one of the one of the largest legislative buildings and is a mustsee tourist attraction in Bengaluru.

Attara Kacheri (High Court) - "Eighteen offices" is the literal meaning of this very elegant two storied building facing Vidhana far from there is the sprawling Cubbon Park, Vishveshwaraya Museum of Science and Technology and Venkatappa Art Gallery.

Cubbon Park- This beautiful park showcases more than 6,000 species of trees and plants, along with famous statues and well-planned avenues spread out over an area of 300 acres. Cubbon Park is frequented by nature lovers as well as those who wish to explore the magnificent landscaping and architecture of this park situated right in the heart of Bengaluru city.

Bannerghatta National Park- Situated in the middle of the forests in the valley of the famous Champakadhama hills. The Bannerghatta National Park, a rich natural zoological reserve, works towards conservation of wildlife and promotes responsible wildlife tourism. It comprises a zoo, safari, butterfly park and rescue center that carries out conservation and rehabilitation of orphaned animals. The animals of the park are provided with an ambience that allows them to live in harmony with nature.



ISKCON Sri Radha Krishnachandra Temple- The Rad ha Krishnachandra Temple in Bengaluru has idols of Radha and Krishna and is one of the largest ISKCON temples in the world. Inaugurated in 1997, the temple promotes Vedic culture and spiritual learning. The temple attracts people from across the world and offers a truly peaceful experience to its visitors.

St. Mark's Cathedral- Founded in 1808 and consecrated in 1816, St. Mark's Cathedral is located on the popular M.G. Road in Bengaluru. The cathedral is built in old colonial style architecture, with a beautiful dome over a semicircular chancel and Roman arches decorating the walls. It was built along the lines of the 17th-century St Pauls Cathedral. The delicate woodwork, carvings and stained glasswork add to the beauty of the church.

Bull Temple- The Bull Temple or Dodda Basavana Gudi in Basavanagudi is devoted to Nandi Bull, the vahana or vehicle of Lord Shiva. Built in the 16th century in Dravidian style architecture, the temple is one of the oldest temples in Bengaluru. The temple has one of the biggest idols of Nandi in granite - measuring about 15 feet in height and 20 feet in length. Legend has it that this temple was built to appease a bull that used to devour and destroy all the ground nuts and peanuts cultivated in this area. It is believed that after the temple was built, the bull stopped hampering the crop. To celebrate this, the farmers organized a Groundnut Fair (Kadalekai Parase) near the temple and offer groundnut to the deity. This fair is still held and attended by people from neighbouring areas.

Dodda Ganesha Temple - Dodda Ganesha Temple, a popular landmark of Bengaluru, is located just next to the Bull Temple close to Bugle Rock Park. The Ganesha idol here is 18 feet tall and 16 feet wide. The idol is decorated in different ways during the week and one of the most popular attractions is when idol is coated with butter (Benne Alankara). It is said that more than 1 00 kg of butter is needed to apply on the idol. The temple attracts many devotees from all over Bengaluru.



Jawahar Lal Nehru Planetarium - The Jawaharlal Nehru Planetarium is a fascinating facility for non-formal science education. It is administered by the Bengaluru Association for Science Education (BASE), which has also established a Science Centre in the Planetarium. The Planetarium has a 15-metre diameter dome and a seating capacity of 210. It has a projector that was installed in 1989. There are also about 200 smaller projectors that simulate the night sky for a given date, time and place.

The primary goal of the centre is to impart quality education and nurture creative talents in science to enable students at all levels to pursue a career in research and teaching.

Gavi Gangadhareshwara Temple - The ancient Gavi Gangadhareshwara Temple dedicated to Lord Shiva is a great example of the Indian rock-cut architecture. Believed to have been built around the 9th century, the temple was cut out of a monolithic rock. The deity in the main shrine is a Shivalinga. Apart from this, there is also Nandi sculpture in the front of the temple and a rare idol of Agni, the God of fire. Also known as Gavipuram Cave Temple, a fascinating characteristic of the temple are its mysterious stone discs in the forecourt and the precise planning that allows the sun to shine on shrine in certain time of the year. Makar Sankranti, which is held in the middle of January every year, is a special day for the temple when thousands of devotees come here. This is the day when sunrays fall on the Shivalinga for one hour as it passes between the horns of Nandi. This proves how advanced the architecture and astronomy of the ancient sculptors was as they could craft the horns of the stone bull outside the temple in a way that the sun's rays would pass through its horns and light up the Shivalinga inside the cave. The sun is supposed to illuminate the Shivalinga two times every year - from 13 to 16 January in late afternoons and from 26 November to 2 December.

National Gallery of Modern Art - The National Gallery of Modern Art in Bengaluru is located in the grand Manikyavelu Mansion on Palace Road, which was once the property of the Mysore royal family. The heritage building is now a modern museum with a refurbished auditorium, an open air theatre, a library, offices and art storage, a cafeteria, and a museum shop cum facilitations block. The gallery has an impressive collection of India's changing art forms over the last 150 years starting from about 1857.



Bengaluru is the capital of the Indian province state of Karnataka. A bustling IT hub, this vibrant city is known also as the Silicon Valley of India. Located on the Deccan Plateau in the south -eastern part of Karnataka.

Kannada is the local Language, Hindi & English are commonly Spoken.

KANNADA WORDS	
What do I want to say?	How do I say it in Kannada?
I	Naanu
He	Avanu
She	Avalu
It	Adu
This	Idu
That	Adu
My name is Divya	Nanna Hesaru Divya
Hello	Namaskaara
Thank you	Dhanyavaadagalu
Thank you very much	Thumba Dhanyavaadagalu
Goodbye	Hogi Baruthene
How are you?	Neevu Hegidheera?
Very well, thank you	Chennagidhene, Dhanyavaadagalu
Welcome	Susvaagatha
I love Bengaluru	Naanu Bengalurannu Preethisuthene
Bengaluru is beautiful	Bengaluru Sundaravaagidhe
Good morning	Shubhodaya
Good night	Shubharaatri
What is your name?	Nimma Hesarenu?
How do I go there?	Allige Naanu Hege Hoguvudu?
How much is this?	Idhu Yeshtu?

FROM BANGALORE INTERNATIONAL AIRPORT

Bus no. BC-7B alight at 8th Mile. Rickshaws available from 8th Mile Airport Taxi to Acharya- Follow signage on airport arrival how to reach Airport Taxi boarding points

BUSES FROM CITY CENTRE / MAJESTIC

To Acharya: 250Z / 250za / 250Y

VIA METRO

- Metro Map
- Auto rickshaws are available from Nagasandra Metro Station to Acharya. Travel time 20min



PRIVATE TAXI

Bangalore City Junction to Acharya - about 20km May take up to an hour during peak traffic time. Ola & Uber facility through respective apps.

COLLEGE TRANSPORT

- Transportation facilities have been extended (Non-AC buses) for students from different locations to Acharya Campus and return.
- The buses are operating from the following routes for a convenient commute in Bangalore.
- **RT Nagar -> HMT Ground -> BEL Circle -> Gangamma Circle -> Jalahalli Cross -> Dasarahalli Metro Station-> 8th Mile Bagalagunte -> Janapriya Apartment -> Acharya Institutes**
- Offers online payment facility through secure payment gateway.
- From RT Nagar HMT Ground trip will start sharp @7:15 AM and reach the Acharya College by 8:30 AM
- To register visit: www.acharya.ac.in/transport

MEDICAL FACILITIES NEAR THE CAMPUS

1. PHYSIOTHERAPY CLINIC

Extn No. : 2547

2. N R R HOSPITAL

Address: Janapriya Apartments, No.3&3A, Hesarghatta Main Road, Chikkasandra, Next to, Geleyara Balaga Layout, Jalahalli West, Bengaluru, Karnataka 560090

Phone: 080 2837 4116

3. SAPTHAGIRI HOSPITAL

Address: 15, Hesarghatta Main Rd, Navy Layout, Chikkasandra, Chikkabanavara, Bengaluru, Karnataka 560090

Phone: 080 2839 3392

4. PRAKRIYA HOSPITALS

Address: 8th Mile, Tumkur road, Service road, Nagasandra, Bengaluru, Karnataka 560073

Phone: 095137 33334

5. PEOPLE TREE HOSPITALS

Address: Metro Stop, 2, Tumkur Main Rd, Next to, Goraguntepalya, Yeswanthpur, Bengaluru, Karnataka 560022

Phone: 099000 91881



EMERGENCY CONTACTS

ADMISSION HELP DESK

+91-7406-644449

Extension Number: 2222

Email: international@acharya.ac.in

HOSTEL HELP DESK

Email: hostelmanager@acharya.ac.in

STUDENT AFFAIRS

Email: info@acharya.ac.in

TRANSPORT DEPARTMENT

Extension Number: 1025

ERP

Email : erphelpdesk@acharya.ac.in

INCUBATION

Email: incubation@acharya.ac.in

COLLABORATION

Email: collaborations@acharya.ac.in

TRAINING

Email: training@acharya.ac.in

PLACEMENT

Email: placements@acharya.ac.in

RESEARCH

Email: research@acharya.ac.in

CHIEF PROCTOR

Email: chiefproctor@acharya.ac.in

ALUMNI ASSOCIATION

Email: alumni@acharya.ac.in

MEDICAL FACILITY

Ms.shahida Bano: 8825049778

ERP HELPLINE NUMBER

6364883311

PHYSIOTHERAPY CLINIC

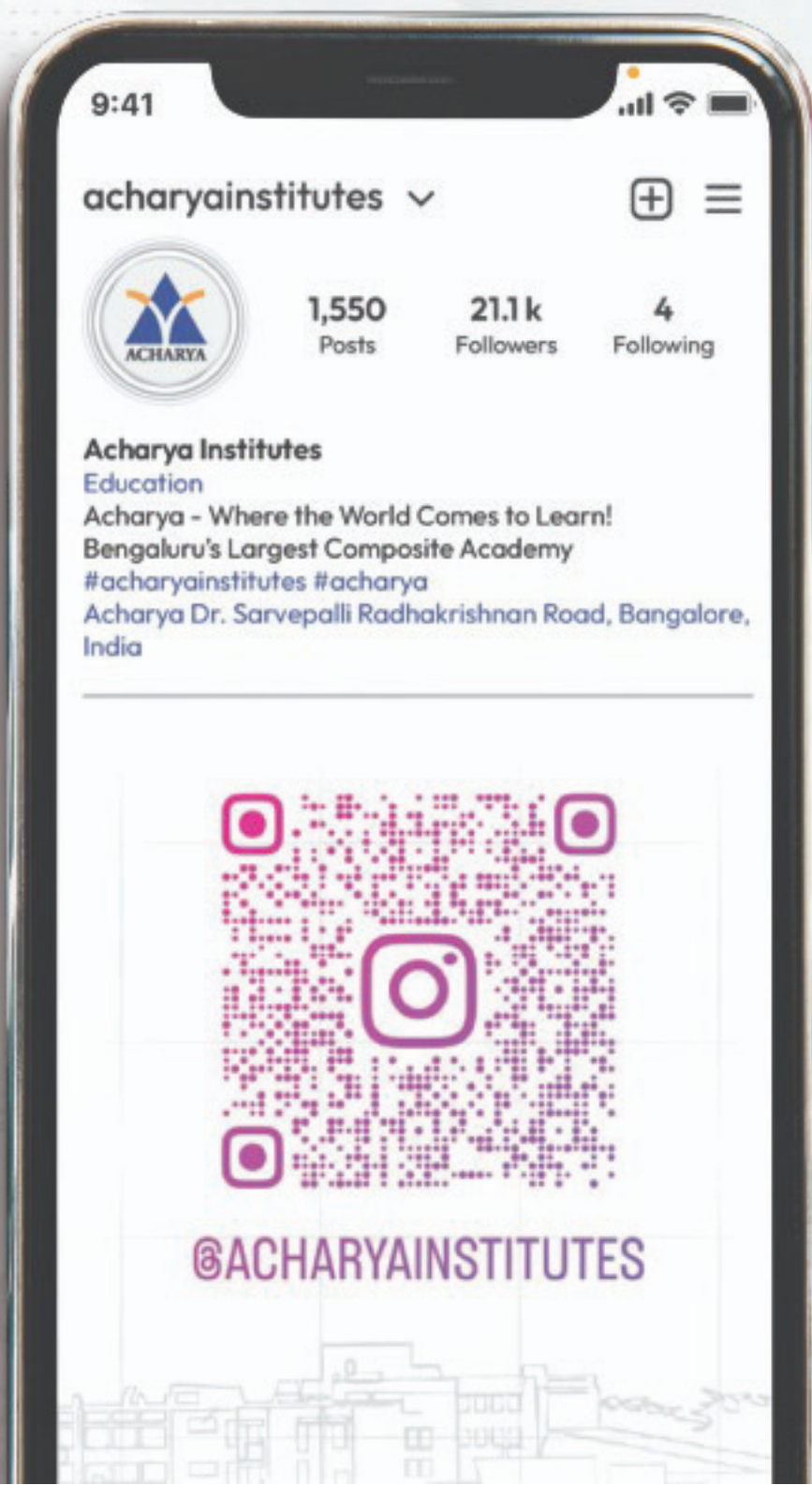
Extn No. : 2547



Follow

@ACHARYAINSTITUTES

Official Handle For All Latest
Updates & Be a
Part Of
Acharya Family.



Or **FIND US** on





ACHARYA

Acharya Dr. Sarvepalli Radhakrishnan Road, Soladevanahalli, Acharya P.O., Bengaluru - 560 107, India

Phone : +91 74066 44449 | Whatsapp: +91 97317 79233

E-mail: international@acharya.ac.in | info@acharya.ac.in | web: www.acharya.ac.in • Facebook: [acharya.ac.in](https://www.facebook.com/acharya.ac.in)