

**Annual Quality Assurance Report (AQAR)
2012-13**

NAAC Institutional Quality Sustenance and Development Survey

[Exit this survey](#)

2.

1. Kindly provide the details of the institutionName of Institution: Year of Establishment of the Institution: Address Line 1: Address Line 2: City/Town: State: Postal Code: Email Address: **2. NAAC Accreditation/ Reaccreditation Details**Year of Accreditation/ Reaccreditation: Current Grade: CGPA: **3. Institutional Status**Affiliated Temporary **4. Contact Person Details**Name of Head of Institution: Contact Phone:

Email:

Website URL:

Name of IQAC Co-ordinator

Email:

[Prev](#)

[Next](#)

NAAC Institutional Quality Sustenance and Development Survey

Exit this survey

3.

SECTION I

This section is related to institutional goals, vision and mission, academic programmes and activities, strategies and action plans for institution building.

5. Number of academic programmes existing (Enter a number; 0 for nil)

Undergraduate (BA/B.Sc./B.Com etc.)	<input type="text" value="8"/>
Post Graduate (MA/M.Sc./M.Com etc.)	<input type="text" value="6"/>
Research Programmes (M.Phil/P.hD)	<input type="text" value="0"/>
Certificate Programmes	<input type="text" value="0"/>
Professional Programmes (B.Tech/M.Tech/B.Ed/M.Ed/Medicine/Pharmacy/Paramedical/Nursing etc)	<input type="text" value="0"/>
Other value added programmes	<input type="text" value="0"/>
Any other programme offered (Specify)	<input type="text" value="5"/>

6. Details on Programme Development (Enter a number; 0 for nil)

New programmes added during the year	<input type="text" value="0"/>
New programmes designed	<input type="text" value="0"/>
Programmes under revision	<input type="text" value="0"/>
Interdepartmental collaborative programmes	<input type="text" value="0"/>
Inter institutional collaborative programmes	<input type="text" value="0"/>
Number of review committee recommendations implemented (Total)	<input type="text" value="4"/>
Number of NAAC peer team recommendations implemented	<input type="text" value="1"/>

Number of UGC/any other expert committee recommendations implemented

Number of review committee recommendation under implementation

Number of NAAC peer team recommendations under implementation

Number of UGC/ any other expert committee recommendations under implementation

7. Faculty Details (Enter a number; 0 for nil)

Total faculty strength required as per norms for all programmes

Total faculty on rolls

Faculty added during the year

Faculty positions vacant

Faculty left during the year

Total number of visiting faculty

Total number of guest faculty

8. Qualification of Faculty

PhD and Above

MPhil

Masters

Any other (Specify)

9. Faculty qualification improvement

PhD awarded to existing faculty

MPhil awarded to existing faculty

Any other degree
awarded to existing
faculty

10. Administrative Staff Details (Enter a number; 0 for nil)

Administrative staff
(total sanctioned)

Administrative staff
(Actual strength)

Added during the year of
reporting

Left during the year

Number of posts vacant

11. Technical Support Staff Details (Enter a number; 0 for nil)

Technical Support Staff
(Total sanctioned
strength)

Technical Support Staff
(Actual strength)

Added during the year

Left during the year

Number of posts vacant

NAAC Institutional Quality Sustenance and Development Survey

Exit this survey

4.

SECTION II

This section surveys the quality sustenance and development activities during the year taken up by IQAC.

It reflects quality management structure, strategies, and processes which would enhance academic quality of the institution as perceived by faculty, students, alumni, and other stakeholders (social perception of the institution) inline with the vision, mission and goals of the institution.

12. Establishment details

	DD	MM	YYYY
Year of establishment of IQAC	<input type="text" value="14"/>	<input type="text" value="08"/>	<input type="text" value="2010"/>

13. Composition of IQAC (Enter a number; 0 for nil)

Number of IQAC members	<input type="text" value="17"/>
Number of Alumni in IQAC	<input type="text" value="2"/>
Number of Students in IQAC	<input type="text" value="2"/>
Number of Faculty in IQAC	<input type="text" value="6"/>
Number of Administrative Staff in IQAC	<input type="text" value="1"/>
Number of Technical Staff in IQAC	<input type="text" value="1"/>
Number of Management Representatives	<input type="text" value="2"/>

Number of External experts in IQAC

Number of any other stakeholder and community representatives

14. IQAC Meetings

Number of IQAC meetings held during the year

15. Whether Calendar of activities of IQAC formulated for the academic year

16. IQAC Plans for Development (Enter a number; 0 for nil)

Number of academic programmes proposed

Number of value added programmes proposed

Number of skill oriented programmes proposed

Number of faculty competency and development programmes proposed

Number of other staff development programmes proposed

Number of student mentoring programmes proposed

Number of co-curricular activities proposed

Number of inter departmental cooperative schemes proposed

Number of community extension programmes proposed

Any other programmes proposed (Specify)

17. IQAC Plans for development & Implementation (Enter a number; 0 for nil)

Number of academic programmes implemented

Number of value added programmes implemented

Number of skill oriented programmes implemented

Number of faculty competency and development programmes implemented

Number of other staff development programmes implemented

Number of student mentoring programmes implemented

Number of co-curricular activities implemented

Number of inter departmental cooperative programs implemented

Number of

community extension
programmes
implemented

Any other programmes suggested that are implemented (Specify)

18. IQAC Seminars and Conferences (Enter a number; 0 for nil)

Number of seminars/ conferences/ workshops organized by IQAC within the institution

Number of participants from the institution

Number of participants from outside

Number of external experts invited

Number of external conferences/seminars/ workshops on institutional quality attended

Number of events conducted with IQACs of other institutions as collobrative programes

19. Did IQAC receive any funding from UGC during the year ?

Yes

No




20. If the response to Qn. 18 is Yes, please provide the amount received from UGC - (Input 0 - if NA/NIL-) Any other source including internal financial support from the management (Specify amount)

Amount Received from UGC

Amount Received

from any other source including the college management

21. Any significant contribution made by IQAC on quality enhancement during current year (Please provide details in bullet format)

intensive research.	
Systematic way of self assessment where by weak	
points are easily recognized for readdressal	

Prev

Next

NAAC Institutional Quality Sustenance and Development Survey

[Exit this survey](#)

5.

SECTION III

In this section the events, activities, and outputs in the field of research and academic areas are being surveyed.

22. Academic Programmes

Number of new academic programmes developed or designed by faculty	<input type="text" value="0"/>
Number of faculty members involved in curriculum restructuring/revision/syllabus development	<input type="text" value="3"/>
Number of programmes in which evaluation process reformation taken up and implemented	<input type="text" value="0"/>
Number of active teaching days during the current academic year	<input type="text" value="180"/>
Average percentage of attendance of students	<input type="text" value="73"/>
Percentage of classes engaged by guest faculty and temporary teachers	<input type="text" value="15"/>
Number of self financed programmes offered	<input type="text" value="14"/>
Number of aided programmes offered	<input type="text" value="0"/>
Number of programmes discontinued during the year	<input type="text" value="0"/>

23. Whether any systematic student feedback mechanism is in place ?

24. Feedback Details (If answer to Question 20 is Yes)

Percentage of
courses where
student feedback is
taken

25. Is feedback for improvement provided to the faculty?**26. Faculty Research, Projects, and Publication details for the year**

Number of major research
projects undertaken during
the year

Number of minor research
projects undertaken during
the year

Number of major ongoing
projects

Number of minor ongoing
projects

Number of major projects
completed

Number of minor projects
completed

Number of major project
proposals submitted for
external funding

Number of minor project
proposals submitted for
external funding

Number of research
publications in peer
reviewed journals

Number of research
publications in
international peer reviewed
journals

Number of research
publications in national
peer reviewed journals

Number of research

papers accepted for
publication in international
peer reviewed journals

Number of research
papers accepted for
publication in national
peer reviewed journals

3

Average of impact factor of
publications reported

1

Number of books
published

0

Number of edited books
published

0

Number of books (single
authored) published

0

Number of books
(coauthored) published

0

Numbers of conferences
attended by faculty

27

Number of international
conferences attended

6

Number of national
conferences attended

21

Number of papers
presented in conferences

20

Number of papers
presented in international
conferences

7

Number of papers
presented in national
conferences

13

Number of conferences
organized by the
institution

2

Number of faculty acted
as experts resource
persons

7

Number of faculty acted
as experts resource
persons - international

1

Number of faculty acted
as experts resource
persons- national

6

Number of collaborations with international institutions

Number of collaborations with national institutions

Number of linkages created during the year

Total budget for research for current year as a percentage of total institution budget

Amount of external research funding received in the year

Number of patents received in the year

Number of patents applied for in the year

Number of research awards/ recognitions received by faculty and research fellows of the institute in the year

Number of PhDs awarded during the year

Percentage of faculty members invited as external experts/resource persons/reviewers/referees or any other significant research activities

Prev

Next

NAAC Institutional Quality Sustenance and Development Survey

[Exit this survey](#)

6.

SECTION IV

This section deals with Student Mentoring and Support System existing in the institution. This includes student activities, mentoring, and opportunities for development and inclusive practices.

27. Student Details and Support Mechanisms

The total intake of students for various courses (Sanctioned)	<input type="text" value="1040"/>
Actual enrollment during the year	<input type="text" value="624"/>
Student dropout percentage during the year	<input type="text" value="1"/>
Success percentage in the final examination across the courses	<input type="text" value="76"/>
Number of academic distinctions in the final examination and percentage	<input type="text" value="102, 22"/>
Number of students who got admitted to institutions of national importance	<input type="text" value="0"/>
Number of students admitted to institutions abroad	<input type="text" value="7"/>
Number of students qualified in UGC NET/ SET	<input type="text" value="1"/>
Number of students	

qualified GATE/ CAT/
other examination
(Specify)

28. Does student support mechanism exist for coaching for competitive examinations?

29. Student participation, if response is yes to Qn. 27

Number of students
participated

30. Does student counselling and guidance service exist ?

31. Student participation, if answer to Qn. 29 is yes

Number of students
participated

32. Career Guidance

Number of career
guidance
programmes
organized

Percentage of
students participated
in career guidance
programmes

33. Is there provision for campus placement?

34. If yes to Qn. 32

Number of students
participated in
campus selection
programmes

Number of students
selected for
placement during the
year

35. Does gender sensitization program exist ?

36. If Answer is Yes to Qn 34 .

Number of
programmes
organized

37. Student activities

Number of students
participated in
external cultural
events

Number of prizes won
by students in
external cultural
events

Number of cultural
events conducted by
the institute for the
students

Number of students
participated in
international sports
and games events

Number of students
participated in
national level sports
and games events

Number of students
participated in state
level sports and
games events

Number of students
participated in
university level sports

and games events

Number of prizes won by students in international sports and games events

Number of prizes won by students in national level sports and games events

Number of prizes won by students in state level sports and games events

Number of prizes won by students in university level sports and games events

Number of sports and games events conducted by the institute for the students

38. Composition of students

Percentage of Scheduled Caste

Percentage of Scheduled Tribe

Percentage of other backward communities

Percentage of women students

Percentage of physically challenged

Percentage of rural students

Percentage of urban students

39. Scholarships and Financial Support

Number of students

availing financial support from the institution	50
Amount disbursed as financial support from the institution	916450
Number of students awarded scholarship from the institution	50
Number of students received notable national/international acheivements/recognition	0

40. Student initiatives

Number of community upliftment programmes initiated by students	8
Number of literary programmes initiated by students	3
Number of social action initiatives based on science / environment initiated by students	3
Number of student research initiatives	5

Prev Next

NAAC Institutional Quality Sustenance and Development Survey

[Exit this survey](#)

7.

SECTION V

This section surveys the Governance and Innovation at the institution related to quality management. The educational management strategies adopted and in practice for achieving the objectives are focussed.

41. Whether perspective plan for overall developmental activities is created ?

 Yes No

42. If the answer for Qn. 40 is Yes, is the plan implemented and monitored ?

 Yes No

43. Whether benchmarking is created for institutional quality management efforts ?

 Yes No

44. If the answer to Question 42 is Yes, please list the benchmarking in various areas of development in bullet format

1. Capacity building through training programmes for updating knowledge	<input type="checkbox"/>
2. Exposing students to industry requirements	<input type="checkbox"/>

45. Is a Management Information System (MIS) in place ?

 Yes No

46. If answer to question 44 is Yes, please provide details of MIS applied to

- 1. Administrative procedures including finance**
- 2. Student admission**
- 3. Student records**
- 4. Evaluation and examination procedures**
- 5. Research administration**
- 6. Others**

(enter the respective details corresponding to the serial numbers)

*Separate database is created for R & D for easy storage and retrieval.	<input type="checkbox"/> <input type="checkbox"/> <input type="checkbox"/>
---	--

47. Existence of learning resource management

Yes

No

e-database in library

ICT and smartclass room

e-learning sources (e-Books, e-Journals)

Production of teaching modules

Interactive learning facilities

48. Internal resource mobilization : Kindly provide the amount contributed

Research	<input type="text" value="0"/>
Consultancy and training	<input type="text" value="0"/>
Student contribution	<input type="text" value="0"/>
Alumni contribution	<input type="text" value="550000"/>
Wellwishers	<input type="text" value="0"/>

49. Infrastructure and welfare spending: Please specify the amount

Amount spent for infrastructure development	<input type="text" value="15195890"/>
Amount spent for	<input type="text" value="528678"/>

student welfare:

Amount spent for
staff welfare

107172

50. Is delegation of authority practiced

Yes

No

51. Does grievance redressal cell exist ?

Yes

No

Faculty

Students

Staff

52. Grievances received from faculty and resolved (Enter a number; 0 for nil)Number of grievances
received

2

Number of grievances
resolved

2

53. Number of grievances received from students and resolved (Enter a number; 0 for nil)Number of grievances
received

75

Number of grievances
resolved

69

54. Number of grievances received from other staff members and resolved (Enter a number; 0 for nil)Number of grievances
received

10

Number of grievances
resolved

8

55. Has the institution conducted any SWOT analysis during the year

Yes

No

56. The SWOT analysis was done by internal or by external agency

Internal

External

57. Kindly provide three identified strengths from SWOT Analysis (in bullet format)

- * Reasonable student teachers ratio.
- * Multi disciplinary faculty for capacity building
- * Faculty with Industrial Experience

58. Kindly provide three identified weaknesses from the SWOT analysis (in bullet format)

- * Not able to optimize research potential
- * Inflexibility in Curriculum
- * In-house refresher courses

59. Kindly provide two opportunities identified from the SWOT analysis (in bullet format)

- * To create more academic discipline
- * In-house refresher course for faculty and more industry expert for student interaction

60. Kindly provide two identified challenges/threats from SWOT analysis (in bullet format)

- * Balancing different culture
- * Enriching the knowledge of English in students for easy comprehension

61. Identify any significant progress made by the institution towards acheiving the goals and objectives during the year (list below in bullet format)

- * More number of Faculty members are registered for PhD program
- * Proposal of Community Radio is Cleared by

62. How do you perceive the role of NAAC in the quality development of your institution (Suggestions in bullet format to be given below)

useful insight and suggestions are put-forth, these
will serve as guidelines for improving academic
performance of our institution.

Prev

Next